



# 2023 Home Maintenance Checklist



Summer Edition



# — Your Summer — Home Maintenance Checklist

## Summer

- Clean Faucet Screens/Aerators
- Test GFCI Outlets
- Inspect Interior Plumbing
- Lubricate Garage Door Rollers, Hinges and Springs
- Change Your HVAC Filters
- Patch Window and Door Screens
- Flush Your Water Heater

# Take these simple steps to help keep your home healthy all summer long.

**Everyone deserves to live in a home where they can feel safe and secure.**

This checklist will help you keep your whole home safe and comfortable all summer long, by breaking down essential seasonal maintenance projects into simple tasks.

Review the following pages to learn more and see page 6 for information about how to help protect your finances from the cost of unexpected covered emergency repairs.



Safety



Efficiency



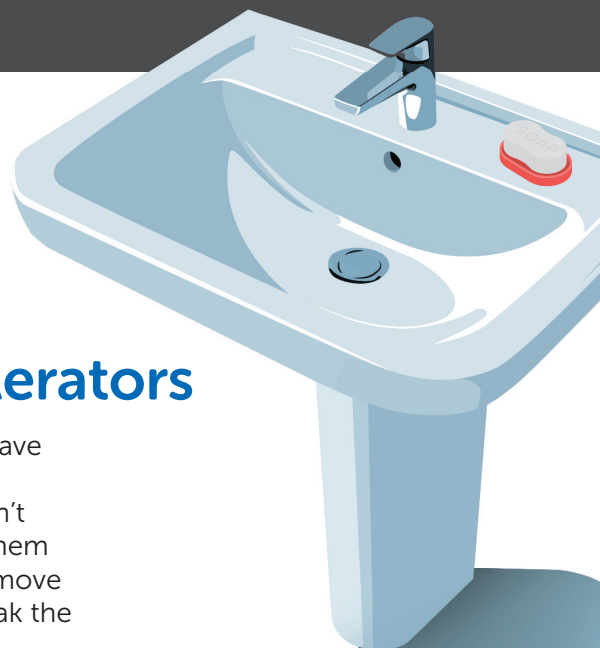
Comfort

As you review your home maintenance checklist, pay attention to these symbols. They will let you know whether the task you are performing is designed to maximize your home's safety, efficiency or comfort.



# Summer home maintenance


 HomeServe



## Clean Faucet Screens/Aerators



Like your windows and doors, your faucets also have screens—also known as aerators—that should be [regularly maintained](#). Clogged faucet screens won't deliver full blasts of water, so you need to clean them at least once a year. Unscrew the aerators and remove any visible debris. If you can't clean it by hand, soak the aerators in vinegar for about 30 minutes.



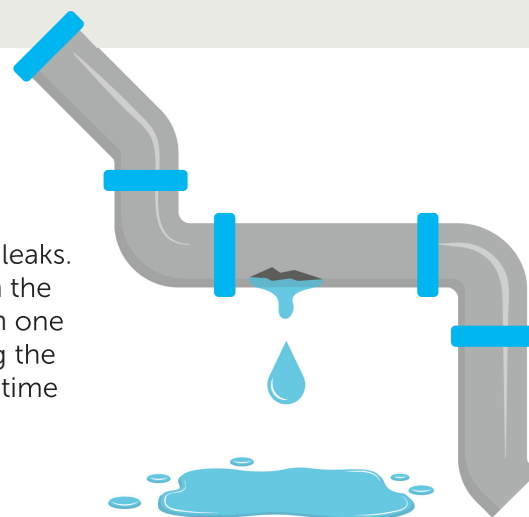
## Test GFCI Outlets

Kitchens, bathrooms, and other areas that may be exposed to moisture should be equipped with ground fault circuit interrupter (GFCI) outlets. They're designed to avoid electrical shocks and minimize the possibility of fires by shutting off the flow of electricity when a ground fault occurs. To test if they're functioning correctly, plug in a hair dryer—or similar small appliance—turn it on, then press the test button on the outlet. If the plugged-in appliance shuts off, the outlet is working as it should; if not, it [should be replaced](#).



## Inspect Interior Plumbing

Look under each sink in your house to make sure there are no signs of leaks. [Check your ceilings](#) for any water stains, which would indicate a leak in the wall. Water loves to take unexpected paths when it travels, and a leak in one room may have originated in another. If you are having trouble locating the source of a leak or experience trouble fixing a leak you have found, it's time to call a licensed plumber.



 [Click to see home protection plans in your area](#)



# Summer home maintenance

HomeServe




## Lubricate Garage Door Rollers, Hinges, and Springs

Your garage door is one of the largest moving parts of your house, and the key to its health is simple lubrication. The springs, rollers, tracks and hinges all need some attention to keep the garage door functioning smoothly. Spray each part with a synthetic garage door lubricant to keep your door gliding up and down without any creaks or groans.



## Change Your HVAC Filters

Replacing the filters in your system is crucial to ensuring [optimum efficiency](#). Dirty or clogged filters could obstruct the normal airflow cycle and increase malfunction and flammability risks.



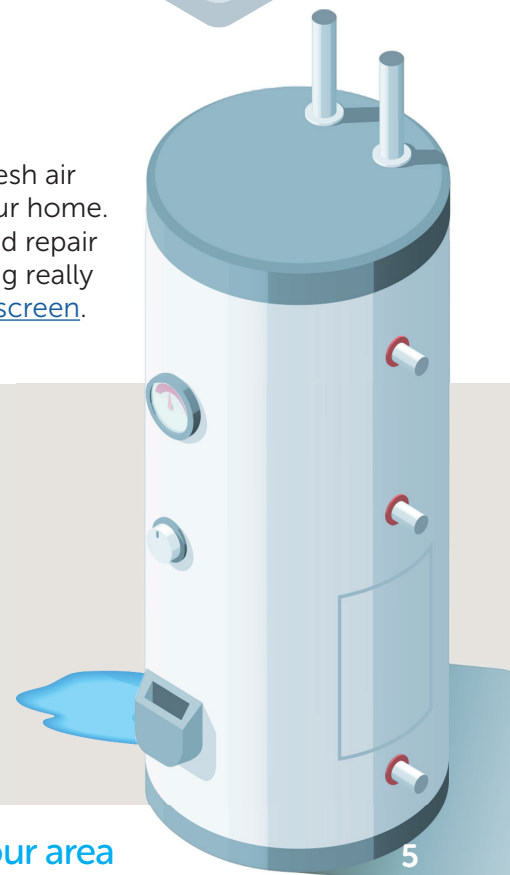
## Patch Window and Door Screens

As you open up the windows and doors to let the fresh air in, you definitely don't want to invite insects into your home. Examine each window and door screen for holes and repair any you find with a simple screen patch. If it's looking really bad, you may want to consider [replacing the entire screen](#).



## Flush Your Water Heater

To keep your water heater [operating at peak efficiency](#), drain about a quarter of the tank to remove sediment and debris. Turn off the cold-water supply, attach a garden hose to the drain valve, and drain the tank water into a bucket until the water is clear. If the water remains cloudy, briefly open the water supply valve to stir up remaining sediment, and drain the tank again. This also makes the unit operate more quietly.



[Click to see home protection plans in your area](#)



# Have a Plan — for — Unexpected Repairs

## Pick Your Plan

Repairs to the plumbing, heating and cooling, and electrical systems on your property may be your responsibility. Breakdowns may be costly and result in unplanned expenses. [Coverage is available](#) for these systems, and no property check is required.

Systems in your home can break down without warning. It is important that you be prepared should it happen to you. That's why HomeServe offers optional coverage to help homeowners avoid paying for covered repairs.